

2004 – 05
Budgeted Revenue and Expenditures



Knowledge to Go Places

Table of Contents

CSU 2004-05 Budgeted Revenue and Expenditures

Total CSU revenues and expenditures for all campus units excluding capital construction, Controlled Maintenance Projects, Plant Funds, and Work-in-Process.

CSU 2004-05 Budgeted Revenue Chart	1
CSU 2004-05 Budgeted Expenditures Chart	2

CSU Education & General 2004-05 Budgeted Revenue and Expenditures

Total revenues and expenditures for all Education and General (E&G) units including Resident Instruction (RI), Course Fees and Technology Charges, Professional Veterinary Medicine, the Agricultural Experiment Station, Cooperative Extension, and the Colorado State Forest Service.

CSU Education & General 2004-05 Budgeted Revenue Chart	3
CSU Education & General 2004-05 Budgeted Expenditures Chart	4

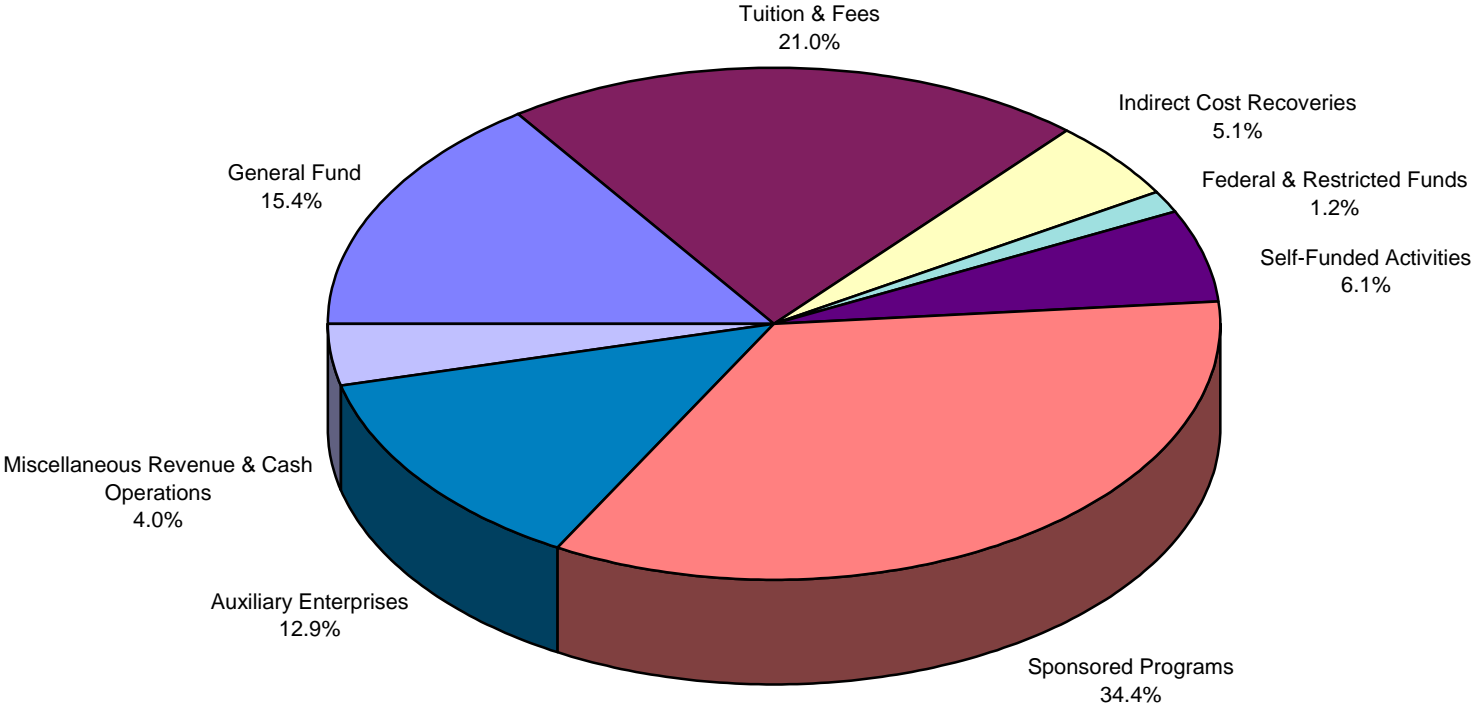
CSU E&G Resident Instruction 2004-05 Budgeted Revenue and Expenditures

Revenues and expenditures for Education and General (E&G) 13 and 16 funds only.
Excludes Course Fees and Technology Charges (25 fund), Professional Veterinary Medicine, the Agricultural Experiment Station, Cooperative Extension, and the Colorado State Forest Service.

CSU E&G Resident Instruction 2004-05 Budgeted Revenue Chart	5
CSU E&G Resident Instruction 2004-05 Budgeted Expenditures Chart	6

2004-05 Operating Budget Summary	7
---	----------

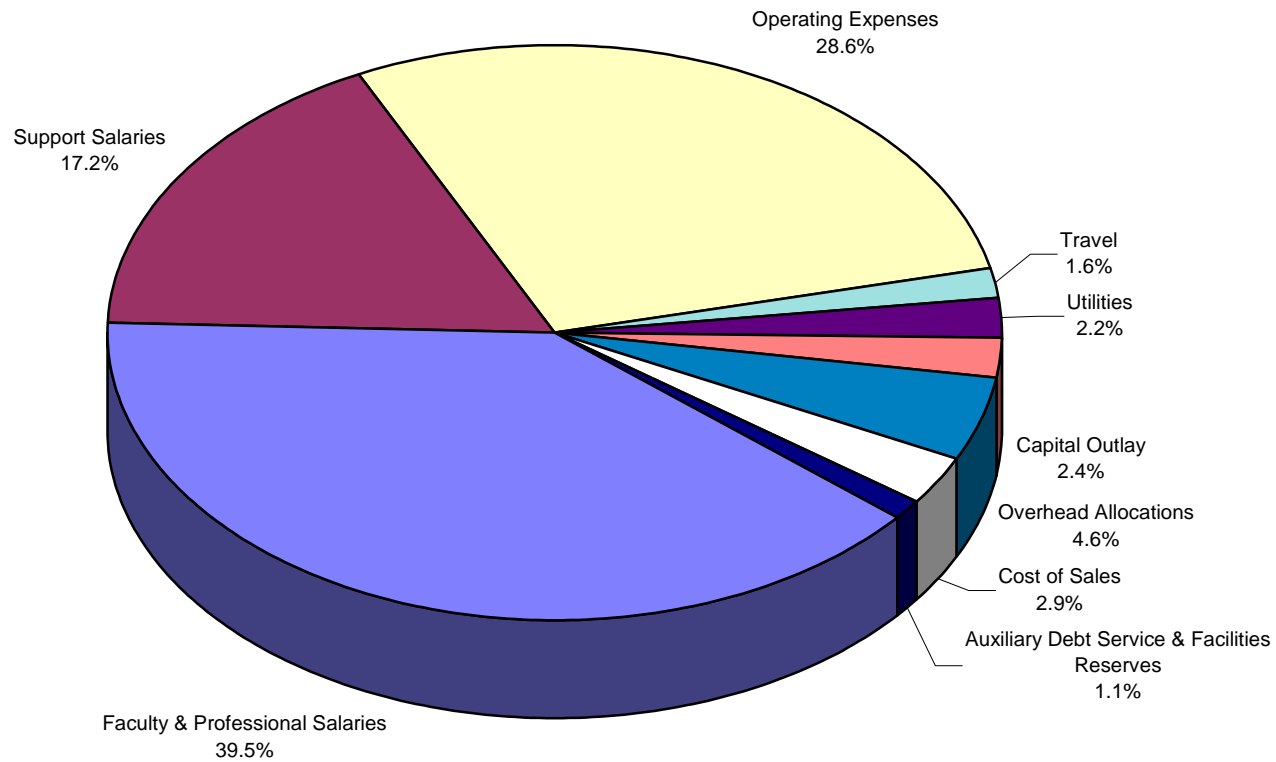
CSU 2004-05 Budgeted Revenue



Total CSU Revenue Budget = \$617,392,521

NOTE: Figures may not add to 100.0% because of rounding.

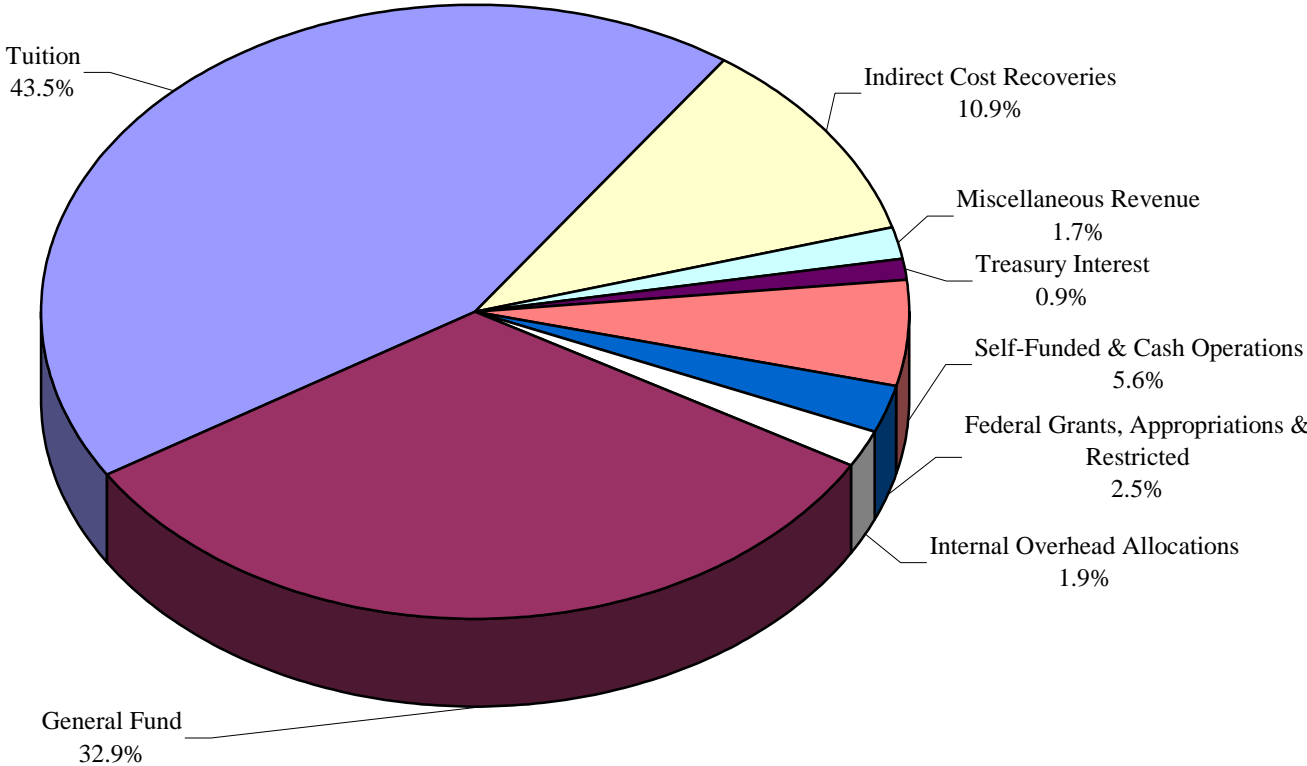
CSU 2004-05 Budgeted Expenditures



Total CSU Expenditure Budget = \$617,392,521

NOTE: Figures may not add to 100.0% because of rounding.

CSU Education & General including PVM and CSU Agencies 2004-05 Budgeted Revenue*

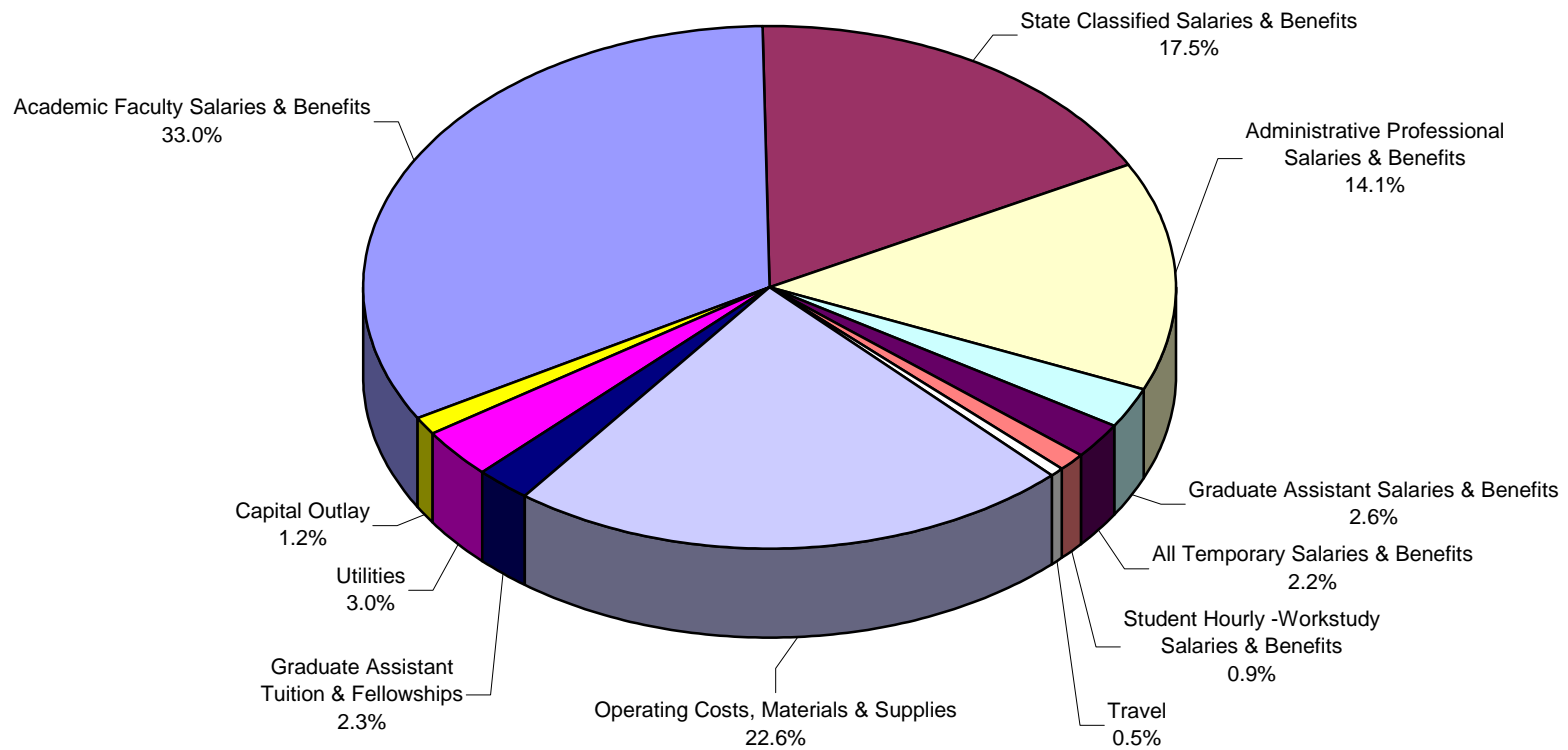


Total E&G Revenue Budget = \$288,337,907

*Excludes Course Fees, Technology Charges, and Extension County Funds.

NOTE: Figures may not add to 100.0% because of rounding.

CSU Education & General including PVM and CSU Agencies 2004-05 Budgeted Expenditures*

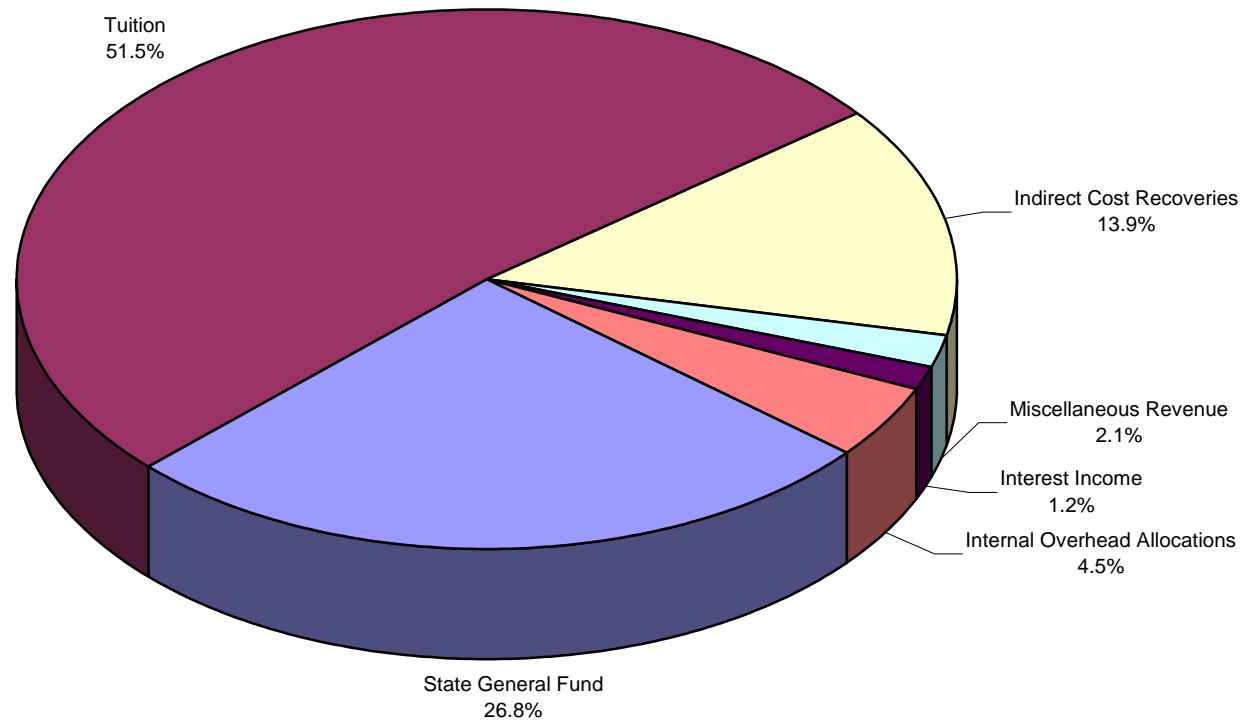


Total E&G Budget = \$288,337,907

*Excludes Course Fees, Technology Charges, and Cooperative Extension County Funds.

NOTE: Figures may not add to 100.0% because of rounding.

CSU Education & General* 2004-05 Budgeted Revenue

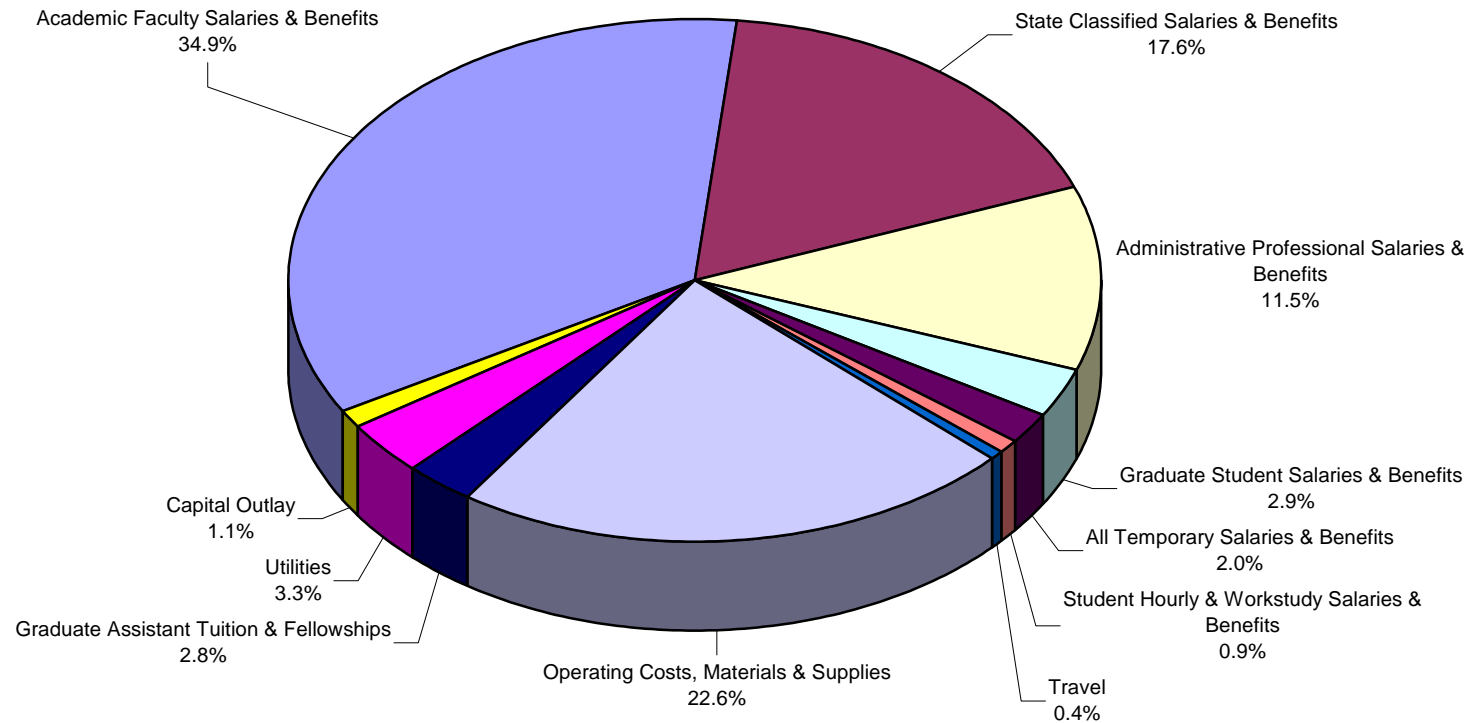


Total E&G* Revenue Budget = \$225,525,195

*Excludes PVM and CSU Agencies and redistributes centralized costs.
Excludes Course Fees and Technology Charges.

NOTE: Figures may not add to 100.0 percent due to rounding.

CSU Education & General* 2004-05 Budgeted Expenditures



Total E&G Budget = \$225,525,195

*Excludes PVM and CSU Agencies. Excludes Course Fees and Technology Charges.

NOTE: Figures may not add to 100.0 percent due to rounding.

Total University

Revenues	General Funds	Tuition & Fees	Indirect Cost Recovery	Miscellaneous Revenue & Cash Operations	Federal Funds	Self-Funded Operations & Auxiliaries	Contracts, Grants, & Restricted Funds	Total
State Appropriated ¹	94,885,277	129,660,512	31,400,000	24,770,000	6,717,000		630,000	288,062,789
Seedling Tree Nursery ²						1,758,143		1,758,143
Continuing Education						9,637,593		9,637,593
General Operations						9,195,000		9,195,000
Student Organizations						4,350,000		4,350,000
Intercollegiate Athletics						12,669,954		12,669,954
Sponsored Programs							212,109,278	212,109,278
Auxiliary Enterprises						79,609,764		79,609,764
Total	94,885,277	129,660,512	31,400,000	24,770,000	6,717,000	117,220,454	212,739,278	617,392,521

Expenditures	Salaries and Benefits			Operating Expenses	Utilities	Capital Outlay	Overhead Allocations	Cost of Sales	Interdept Credits	Debt Service & Facility Reserve	Total
	Professional	Support	Travel								
State Appropriated ¹	150,116,042	56,287,201	1,517,604	75,033,844	8,707,455	3,502,901	(5,599,118)	-	(1,503,140)		288,062,789
Seedling Tree Nursery ²	97,036	351,575	8,450	962,507		232,000	106,575				1,758,143
Continuing Education	1,046,559	734,055	-	7,008,717			(88,786)		937,048		9,637,593
General Operations ³	1,415,869	779,816	166,101	3,991,410	581,400	36,000	971,404	1,270,000	(17,000)		9,195,000
Student Organizations	1,069,187	1,129,818	191,119	1,898,520	57,068	66,000	83,944		(145,656)		4,350,000
Intercollegiate Athletics	4,538,295	932,059	1,443,628	8,183,461		-			(2,427,489)		12,669,954
Sponsored Programs	79,271,946	16,815,261	6,539,126	70,466,558		9,727,756	29,288,631				212,109,278
Auxiliary Enterprises ⁴											
Operations	6,188,953	29,117,289	239,966	25,425,017	4,521,978	1,145,952	3,463,210	16,423,815	(13,448,436)		73,077,744
Debt Service										4,884,839	4,884,839
Facilities Reserve										1,647,181	1,647,181
Total	243,743,887	106,147,074	10,105,994	192,970,034	13,867,901	14,710,609	28,225,860	17,693,815	(16,604,673)	6,532,020	617,392,521

¹ Consolidated Education & General. Includes General Instruction, Professional Veterinary Medicine, Agricultural Experiment Station, Cooperative Extension Services, and the Colorado State Forest Service.

² Includes Fund Balances.

³ Ending Fund Balance included in operating expense category for the FY04-05 Operating Budget Summary Totals.

⁴ Debt Service, Repair and Replacement and Working Capital details are included in the Auxiliary Enterprises.

Note: Student Financial Aid and Assistance are not included as separate budget items because they, in large part, replicate payments for tuition, student fees, housing, etc.