



**Budgets and
Institutional
Analysis**

2003-04 Budgeted Revenue and Expenditures

**Colorado
State**
University

Knowledge to Go Places

Table of Contents

CSU 2003-04 Budgeted Revenue and Expenditures

Total CSU revenues and expenditures for all campus units excluding capital construction, Controlled Maintenance Projects, Plant Funds, and Work-in-Process.

CSU 2003-04 Budgeted Revenue Chart	1
CSU 2003-04 Budgeted Expenditures Chart	2

CSU Education & General 2003-04 Budgeted Revenue and Expenditures

Total revenues and expenditures for all Education and General (E&G) units including Resident Instruction (RI), Course Fees and Technology Charges, Professional Veterinary Medicine, the Agricultural Experiment Station, Cooperative Extension, and the Colorado State Forest Service.

CSU Education & General 2003-04 Budgeted Revenue Chart	3
CSU Education & General 2003-04 Budgeted Expenditures Chart	4

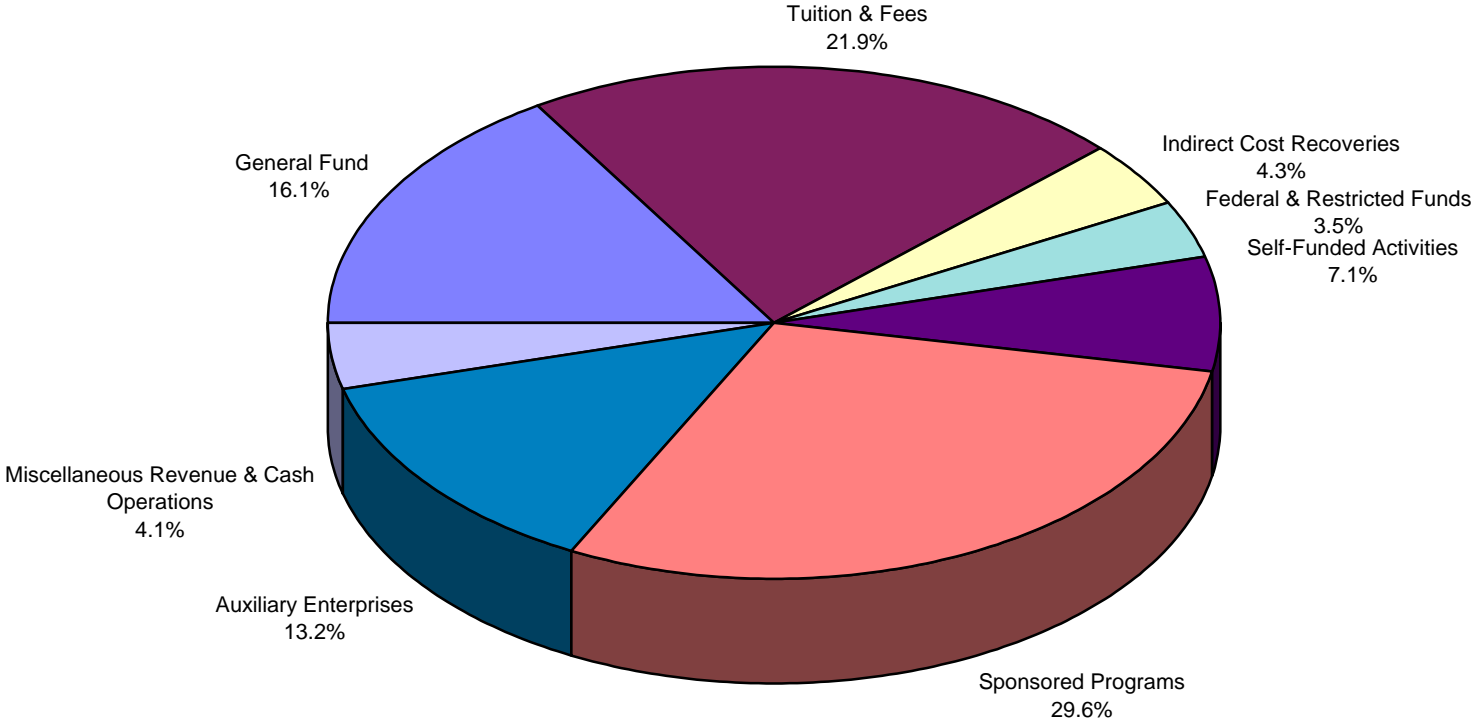
CSU E&G Resident Instruction 2003-04 Budgeted Revenue and Expenditures

Revenues and expenditures for Education and General (E&G) 13 and 16 funds only.
Excludes Course Fees and Technology Charges (25 fund), Professional Veterinary Medicine, the Agricultural Experiment Station, Cooperative Extension, and the Colorado State Forest Service.

CSU E&G Resident Instruction 2003-04 Budgeted Revenue Chart	5
CSU E&G Resident Instruction 2003-04 Budgeted Expenditures Chart	6

2003-04 Operating Budget Summary	7
---	----------

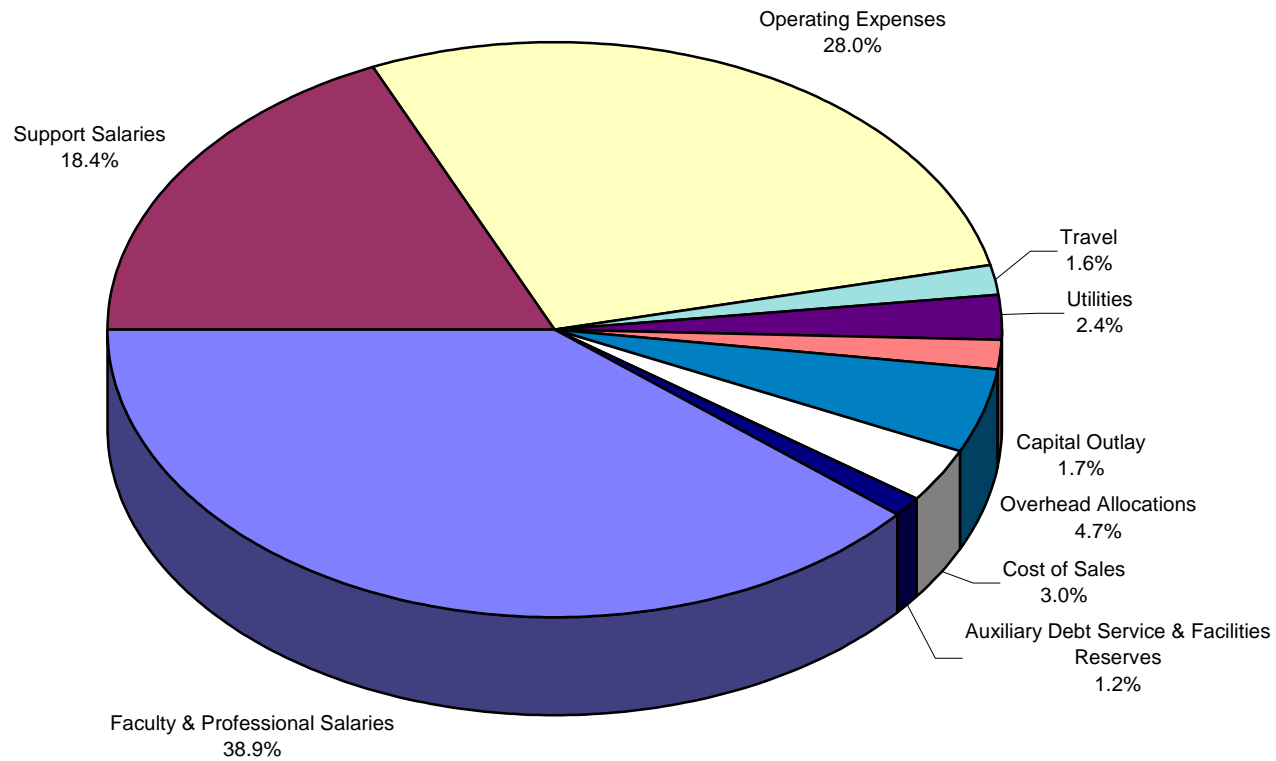
CSU 2003-04 Budgeted Revenue



Total CSU Revenue Budget = \$587,984,801

NOTE: Figures may not add to 100.0% because of rounding.

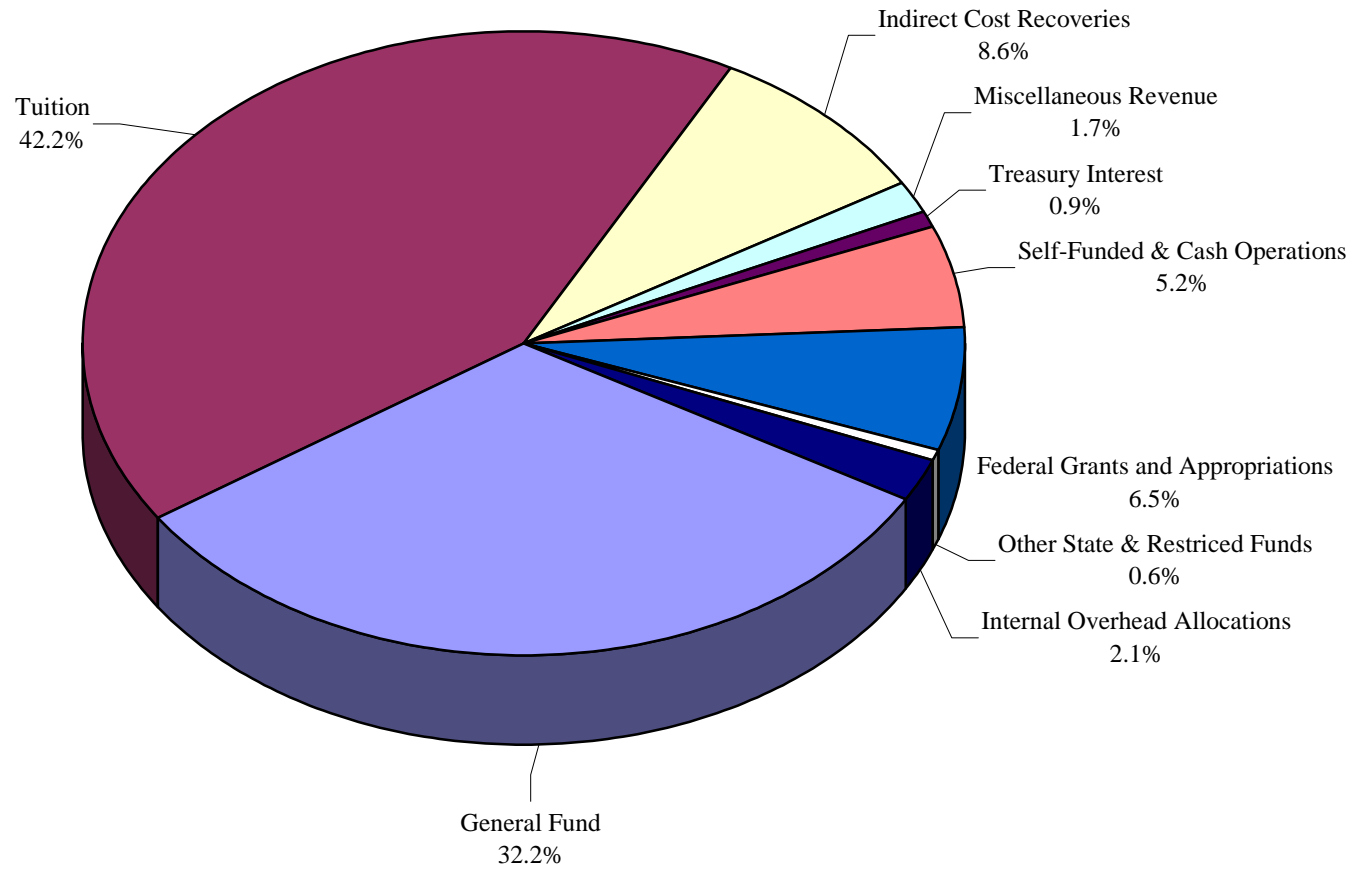
CSU 2003-04 Budgeted Expenditures



Total CSU Expenditure Budget = \$587,984,801

NOTE: Figures may not add to 100.0% because of rounding.

CSU Education & General including PVM and CSU Agencies 2003-04 Budgeted Revenue

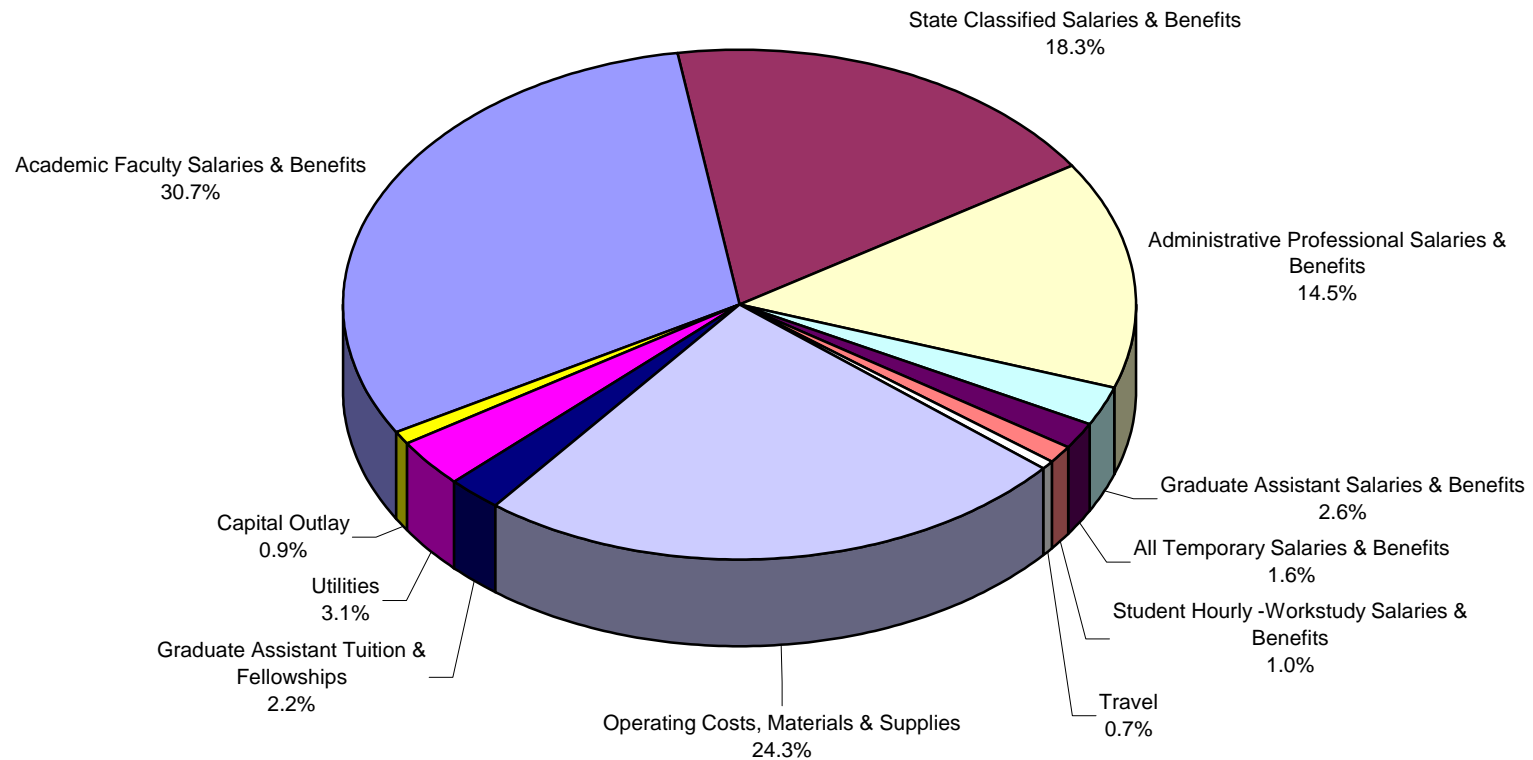


Total E&G Revenue Budget = \$295,049,284

*Excludes Course Fees, Technology Charges, and Extension County Funds.

NOTE: Figures may not add to 100.0% because of rounding.

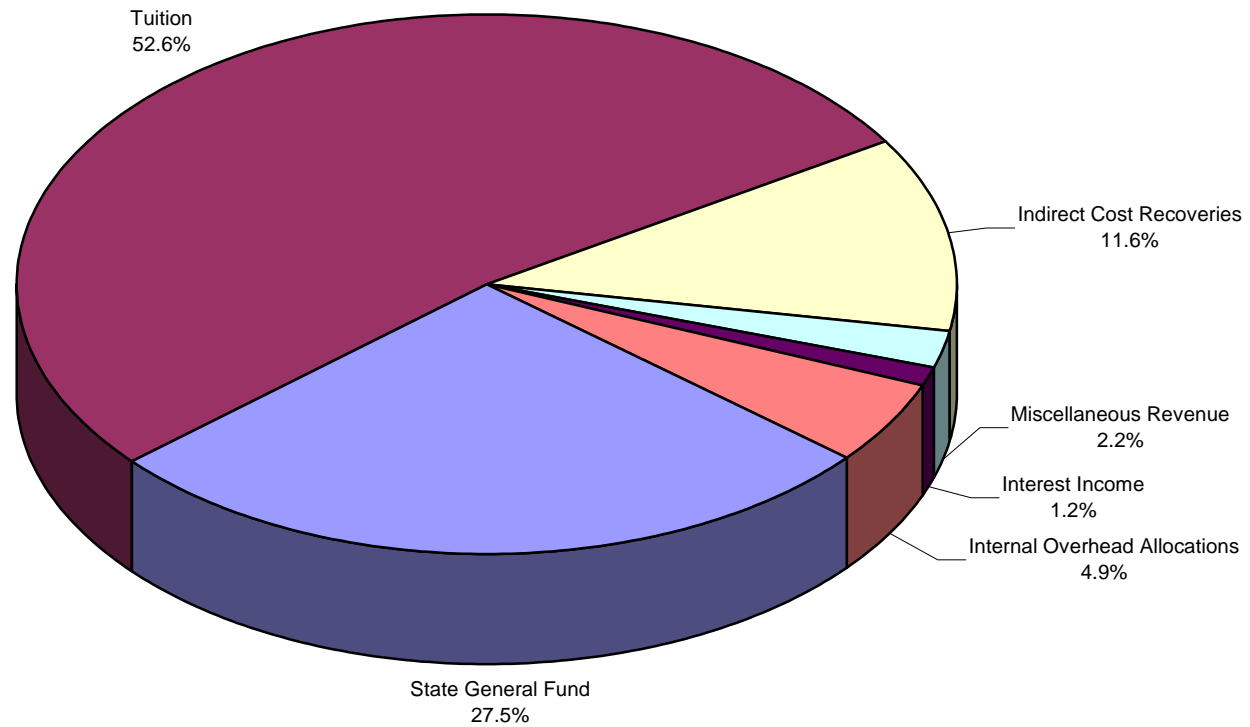
CSU Education & General including PVM and CSU Agencies 2002-03 Budgeted Expenditures



Total E&G Budget = \$295,049,284

NOTE: Figures may not add to 100.0% because of rounding.

CSU Education & General* 2003-04 Budgeted Revenue

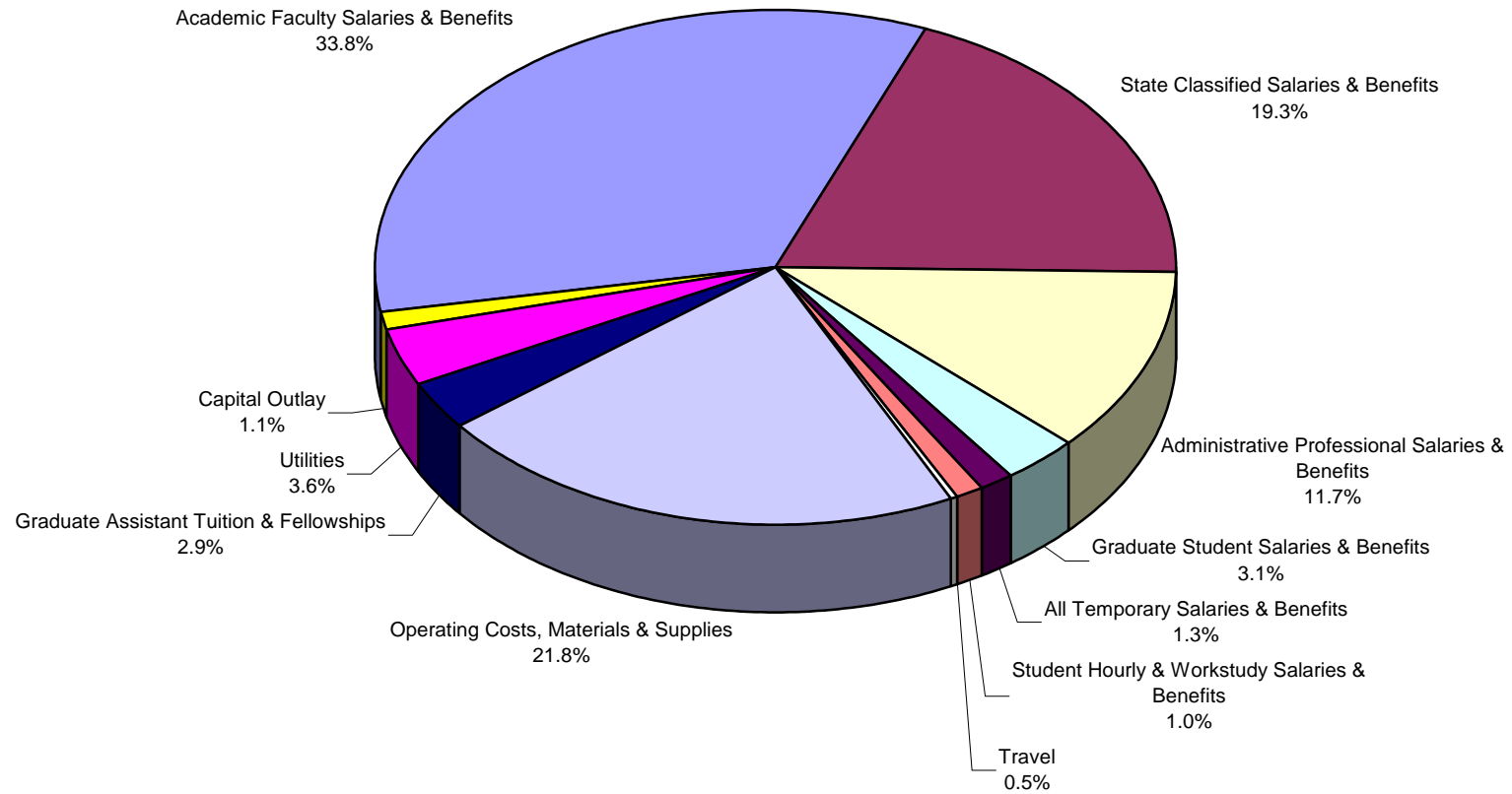


Total E&G* Revenue Budget = \$219,199,749

*Excludes PVM and CSU Agencies and redistributes centralized costs.
Excludes Course Fees and Technology Charges.

NOTE: Figures may not add to 100.0 percent because of rounding.

CSU Education & General* 2003-04 Budgeted Expenditures



Total E&G Budget = \$219,199,749

*Excludes PVM and CSU Agencies. Excludes Course Fees and Technology Charges.

NOTE: Figures may not add to 100.0% percent because of rounding.

Colorado State University

2003-04 Operating Budget Summary

Total University

Revenues								Total
	General Funds	Tuition & Fees	Indirect Cost Recovery	Miscellaneous Revenue & Cash Operations	Federal Funds	Self-Funded Operations & Auxiliaries	Contracts, Grants, & Restricted Funds	
State Appropriated ¹	94,930,319	128,520,512	25,398,000	24,242,600	19,217,000		1,630,000	293,938,431
Seedling Tree Nursery						1,420,100		1,420,100
Educational Outreach						14,073,181		14,073,181
General Operations						10,070,000		10,070,000
Student Organizations						4,235,671		4,235,671
Intercollegiate Athletics						12,075,073		12,075,073
Sponsored Programs							174,317,102	174,317,102
Auxiliary Enterprises						77,855,243		77,855,243
Total	<u>94,930,319</u>	<u>128,520,512</u>	<u>25,398,000</u>	<u>24,242,600</u>	<u>19,217,000</u>	<u>119,729,268</u>	<u>175,947,102</u>	<u>587,984,801</u>

Expenditures	Salaries and Benefits		Travel	Operating Expenses	Utilities	Capital Outlay	Overhead Allocations	Cost of Sales	Interdept Credits	Debt Service & Facility Reserve	Total
	Professional	Support									
State Appropriated ¹	145,592,187	60,074,779	1,992,642	88,063,979	9,198,185	2,932,496	(6,096,853)	64,588	(7,883,572)		293,938,431
Seedling Tree Nursery	93,874	334,814	7,000	779,976		85,000	119,436				1,420,100
Educational Outreach	1,164,523	931,913	100,385	9,413,575			2,742,093		(279,308)		14,073,181
General Operations ²	1,438,038	867,749	166,728	5,083,030	686,000	23,000	997,455	810,000	(2,000)		10,070,000
Student Organizations	889,714	1,142,669	204,688	2,021,128	51,410	42,333	83,945		(200,216)		4,235,671
Intercollegiate Athletics	4,237,805	902,598	1,244,103	8,075,056		78,000			(2,462,489)		12,075,073
Sponsored Programs	69,200,404	14,882,712	5,735,243	52,060,060		6,003,483	26,435,200				174,317,102
Auxiliary Enterprises ³											
Operations	6,027,581	29,282,517	248,986	25,781,332	4,207,025	816,439	3,466,868	16,697,425	(15,692,591)		70,835,582
Debt Service										4,454,626	4,454,626
Facilities Reserve										2,565,035	2,565,035
Total	<u>228,644,126</u>	<u>108,419,751</u>	<u>9,699,775</u>	<u>191,278,136</u>	<u>14,142,620</u>	<u>9,980,751</u>	<u>27,748,144</u>	<u>17,572,013</u>	<u>(26,520,176)</u>	<u>7,019,661</u>	<u>587,984,801</u>

¹ Consolidated Education & General. Includes General Instruction, Professional Veterinary Medicine, Agricultural Experiment Station, Cooperative Extension Services, and the Colorado State Forest Service.

² Ending Fund Balance included in operating expense category for the FY03-04 Operating Budget Summary Totals.

³ Debt Service, Repair and Replacement and Working Capital details are included in the Auxiliary Enterprises.

Note: Student Financial Aid and Assistance are not included as separate budget items because they, in large part, replicate payments for tuition, student fees, housing, etc.