



**Budgets and
Institutional
Analysis**

2002-03 Budgeted Revenue and Expenditures

**Colorado
State**
University

Knowledge to Go Places

Table of Contents

CSU 2002-03 Budgeted Revenue and Expenditures

Total CSU revenues and expenditures for all campus units excluding capital construction, Controlled Maintenance Projects, Plant Funds, and Work-in-Process.

CSU 2002-03 Budgeted Revenue Chart	1
CSU 2002-03 Budgeted Expenditures Chart	2

CSU Education & General 2002-03 Budgeted Revenue and Expenditures

Total revenues and expenditures for all Education and General (E&G) units including Resident Instruction (RI), Course Fees and Technology Charges, Professional Veterinary Medicine, the Agricultural Experiment Station, Cooperative Extension, and the Colorado State Forest Service.

CSU Education & General 2002-03 Budgeted Revenue Chart	3
CSU Education & General 2002-03 Budgeted Expenditures Chart	4

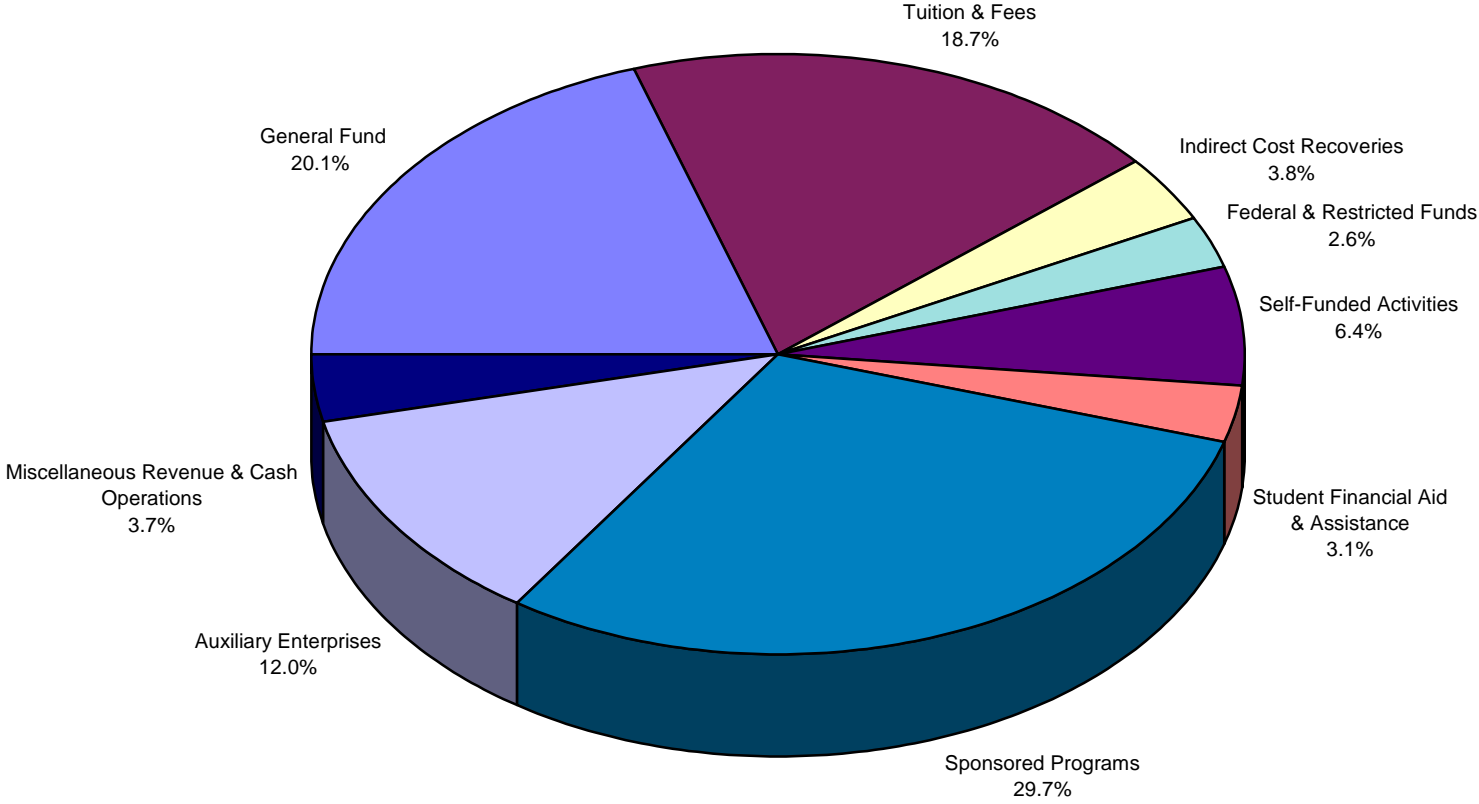
CSU E&G Resident Instruction 2002-03 Budgeted Revenue and Expenditures

Revenues and expenditures for Education and General (E&G) 13 and 16 funds only.
Excludes Course Fees and Technology Charges (25 fund), Professional Veterinary Medicine, the Agricultural Experiment Station, Cooperative Extension, and the Colorado State Forest Service.

CSU E&G Resident Instruction 2002-03 Budgeted Revenue Chart	5
CSU E&G Resident Instruction 2002-03 Budgeted Expenditures Chart	6

2002-03 Operating Budget Summary	7
---	----------

CSU 2002-03 Budgeted Revenue

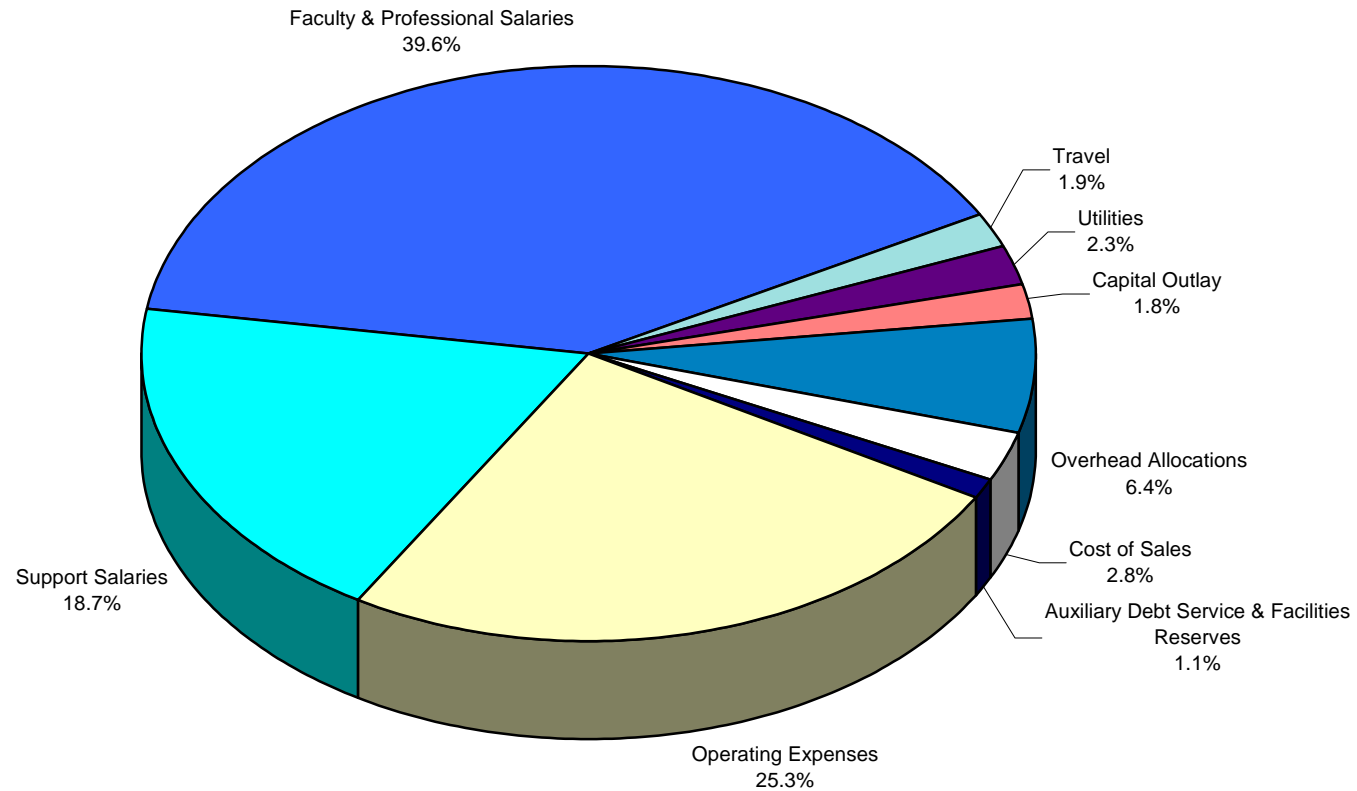


Total CSU Revenue Budget = \$617,328,712

*Includes FY03 initial General Fund Reduction of \$5,563,602.

NOTE: Figures may not add to 100.0% because of rounding.

CSU 2002-03 Budgeted Expenditures

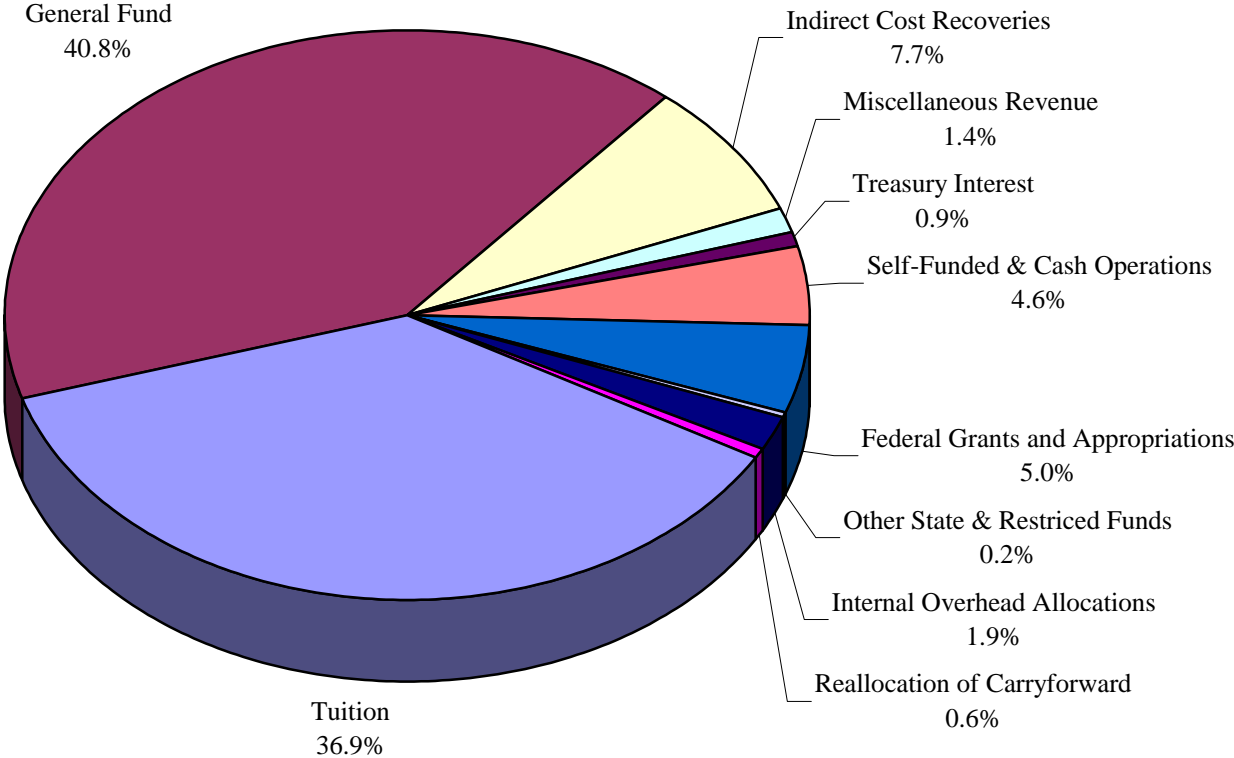


Total CSU Expenditure Budget = \$617,328,712

*Includes FY03 initial General Fund Reduction of \$5,563,602.

NOTE: Figures may not add to 100.0% because of rounding.

CSU Education & General including PVM and CSU Agencies 2002-03 Budgeted Revenue*

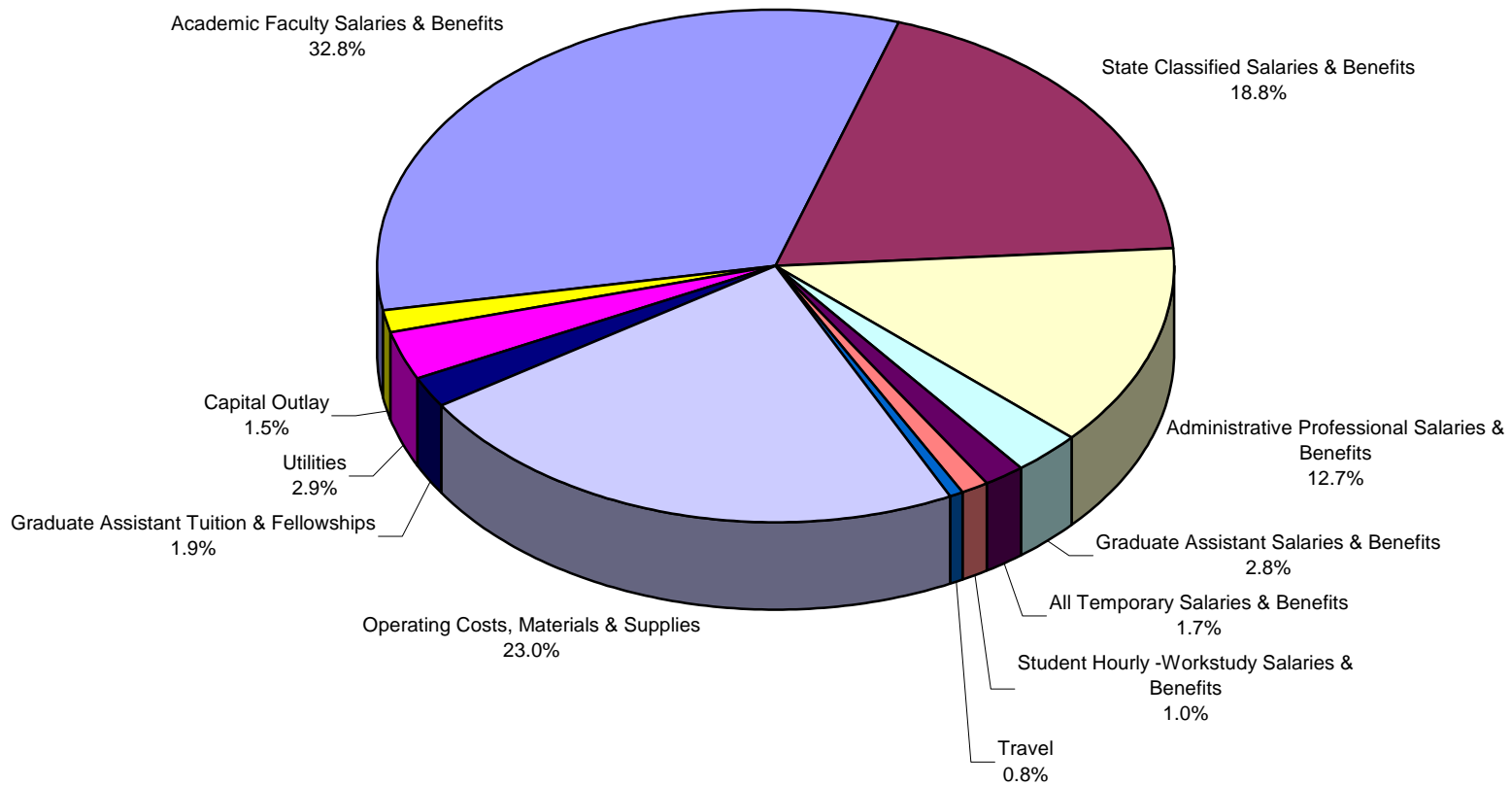


Total E&G Budget = \$302,614,317

*Includes FY03 initial General Fund Reduction of \$5,563,602.

NOTE: Figures may not add to 100.0% because of rounding.

CSU Education & General including PVM and CSU Agencies 2002-03 Budgeted Expenditures

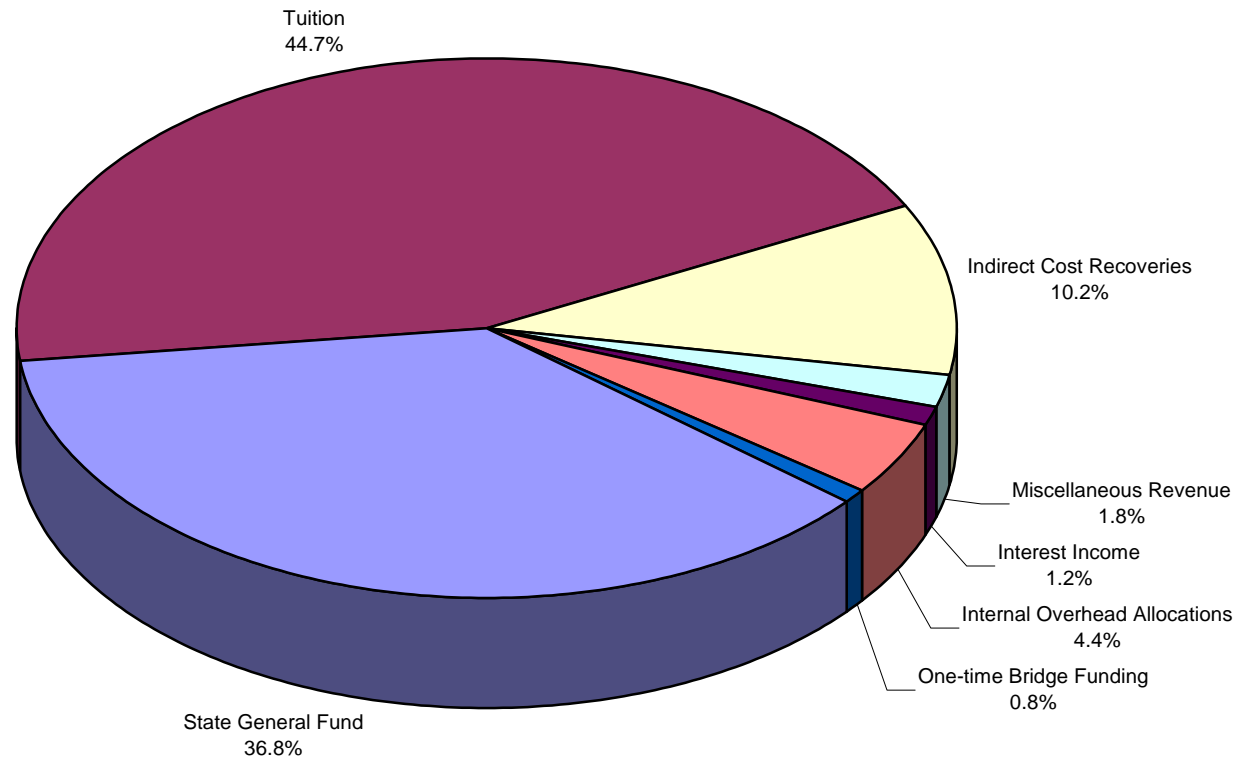


Total E&G Budget = \$302,614,317

*Includes FY03 initial General Fund Reduction of \$5,563,602.

NOTE: Figures may not add to 100.0% because of rounding.

CSU Education & General* 2002-03 Budgeted Revenue

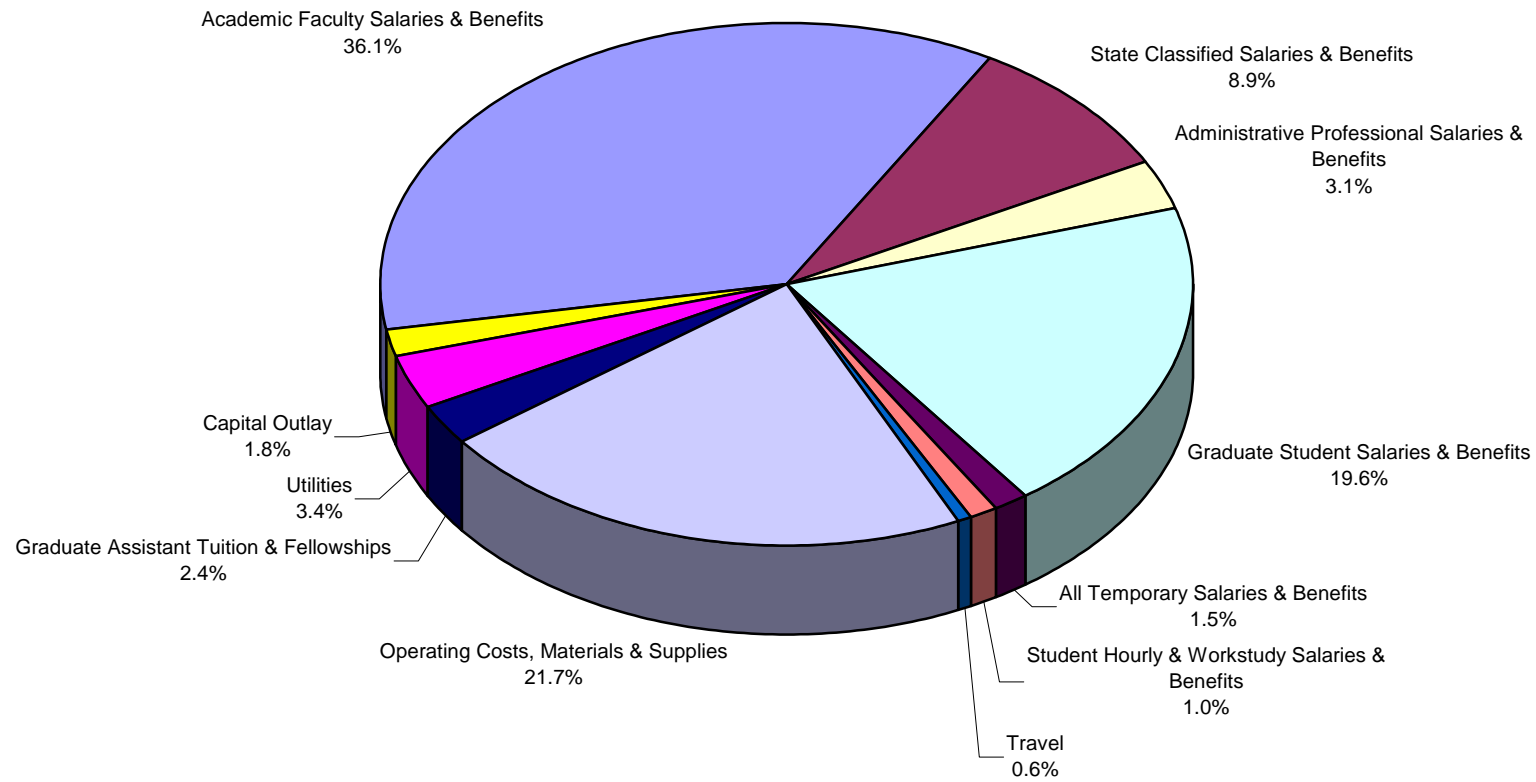


Total E&G Budget = \$228,784,549

*Excludes PVM and CSU Agencies. Excludes Course Fees and Technology Charges.
Includes FY03 initial General Fund Reduction of \$5,563,602.

NOTE: Figures may not add to 100.0 percent because of rounding.

CSU Education & General* 2002-03 Budgeted Expenditures



Total E&G Budget = \$228,784,549

*Excludes PVM and CSU Agencies. Excludes Course Fees and Technology Charges.
Includes FY03 initial General Fund Reduction of \$5,563,602.

NOTE: Figures may not add to 100.0% percent because of rounding.

Colorado State University

2002-03 Operating Budget Summary

Total University

Revenues	General Funds	Tuition & Fees	Indirect Cost Recovery	Miscellaneous Revenue & Cash Operations	Federal Funds	Self-Funded Operations & Auxiliaries	Contracts, Grants, & Restricted Funds	Reallocation For Bridge Funding ²	Total	
	State Appropriated ¹	123,552,560	115,389,512	23,398,000	21,964,600	15,145,075		620,000	1,917,707	301,987,454
Seedling Tree Nursery						1,335,138			1,335,138	
Educational Outreach						13,274,716			13,274,716	
General Operations						10,460,000			10,460,000	
Student Organizations						2,969,771			2,969,771	
Intercollegiate Athletics						11,628,878			11,628,878	
Student Financial Assistance							8,675,000		8,675,000	
Student Financial Aid							10,435,000		10,435,000	
Sponsored Programs							182,491,709		182,491,709	
Auxiliary Enterprises						74,071,046			74,071,046	
Total	<u>123,552,560</u>	<u>115,389,512</u>	<u>23,398,000</u>	<u>21,964,600</u>	<u>15,145,075</u>	<u>113,739,549</u>	<u>202,221,709</u>	<u>1,917,707</u>	<u>617,328,712</u>	

Expenditures	Salaries and Benefits		Travel	Operating Expenses	Utilities	Capital Outlay	Overhead Allocations	Cost of Sales	Interdept Credits	Debt Service & Facility Reserve	Total
	Professional	Support									
State Appropriated ¹	150,480,032	63,415,279	2,372,106	79,207,900	8,905,055	4,837,733	(1,742,298)	15,500	(5,503,853)		301,987,454
Seedling Tree Nursery	69,129	325,570	7,200	131,362		743,218	58,659				1,335,138
Educational Outreach	1,197,770	1,238,523	71,595	9,566,936			1,463,792		(263,900)		13,274,716
General Operations ³	1,525,822	959,185	178,999	5,331,883	297,000	25,000	1,171,611	973,500	(3,000)		10,460,000
Student Organizations	568,278	1,111,345	198,763	1,086,847	65,428	50,114	83,944		(194,948)		2,969,771
Intercollegiate Athletics	4,312,855	647,673	1,492,988	7,843,860		25,694			(2,694,192)		11,628,878
Student Financial Assistance ⁴		1,651,500		7,023,500							8,675,000
Student Financial Aid ⁴				10,435,000							10,435,000
Sponsored Programs	80,883,810	17,754,983	7,166,205	36,805,491		4,443,395	35,437,825				182,491,709
Auxiliary Enterprises ⁵											
Operations	5,643,925	28,400,420	325,005	20,238,174	4,774,065	1,074,327	3,013,692	16,330,910	(12,589,483)		67,211,035
Debt Service										4,450,545	4,450,545
Facilities Reserve										2,409,466	2,409,466
Total	<u>244,681,621</u>	<u>115,504,478</u>	<u>11,812,861</u>	<u>177,670,953</u>	<u>14,041,548</u>	<u>11,199,481</u>	<u>39,487,225</u>	<u>17,319,910</u>	<u>(21,249,376)</u>	<u>6,860,011</u>	<u>617,328,712</u>

¹ Consolidated Education & General. Includes General Instruction, Professional Veterinary Medicine, Agricultural Experiment Station, Cooperative Extension Services, and the Colorado State Forest Service. Includes initial FY03 General Fund reduction of \$5,563,602.

² One-Time bridge funding provided to cover the balance of the FY03 general fund recession.

³ Ending Fund Balance included in operating expense category for the FY02-03 Operating Budget Summary Totals.

⁴ Expenditures for Student Financial Assistance and Aid are actually Financial Assistance and Workstudy Programs.

⁵ Debt Service, Repair and Replacement and Working Capital details are included in the Auxiliary Enterprises.