



**Budgets and  
Institutional  
Analysis**

## **2001-2002 Budgeted Revenue and Expenditures**

**Colorado  
State**  
University

*Knowledge to Go Places*

# Table of Contents

## **CSU 2001-02 Budgeted Revenue and Expenditures**

Total CSU revenues and expenditures for all campus units excluding capital construction, Controlled Maintenance Projects, Plant Funds, and Work-in-Process.

<b>CSU 2001-02 Budgeted Revenue Chart</b> .....	<b>1</b>
<b>CSU 2001-02 Budgeted Expenditures Chart</b> .....	<b>2</b>

## **CSU Education & General 2001-02 Budgeted Revenue and Expenditures**

Total revenues and expenditures for all Education and General (E&G) units including Resident Instruction (RI), Course Fees and Technology Charges, Professional Veterinary Medicine, the Agricultural Experiment Station, Cooperative Extension, and the Colorado State Forest Service.

<b>CSU Education &amp; General 2001-02 Budgeted Revenue Chart</b> .....	<b>3</b>
<b>CSU Education &amp; General 2001-02 Budgeted Expenditures Chart</b> .....	<b>4</b>

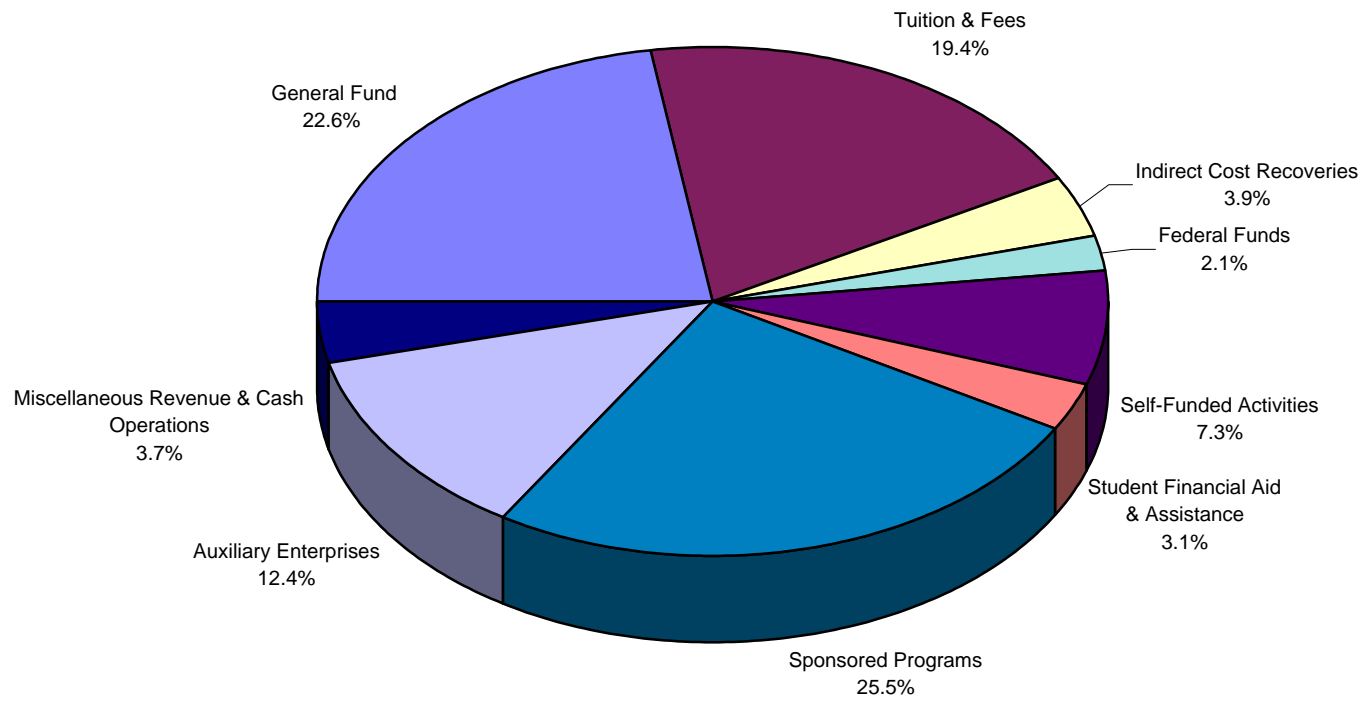
## **CSU E&G Resident Instruction 2001-02 Budgeted Revenue and Expenditures**

Revenues and expenditures for Education and General (E&G) 13 and 16 funds only.  
Excludes Course Fees and Technology Charges (25 fund), Professional Veterinary Medicine, the Agricultural Experiment Station, Cooperative Extension, and the Colorado State Forest Service.

<b>CSU E&amp;G Resident Instruction 2001-02 Budgeted Revenue Chart</b> .....	<b>5</b>
<b>CSU E&amp;G Resident Instruction 2001-02 Budgeted Expenditures Chart</b> .....	<b>6</b>

<b>2001-02 Operating Budget Summary</b> .....	<b>7</b>
---	----------

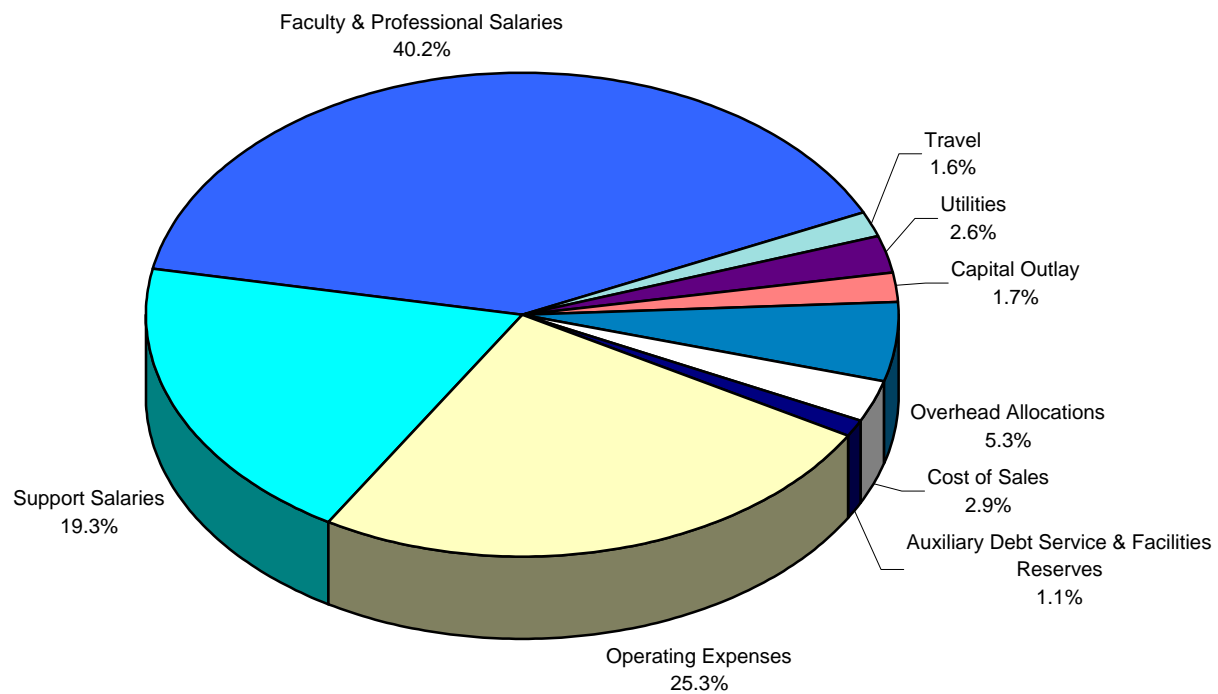
# CSU 2001-02 Budgeted Revenue



**Total CSU Revenue Budget = \$547,303,831**

NOTE: Figures may not add to 100.0% because of rounding.

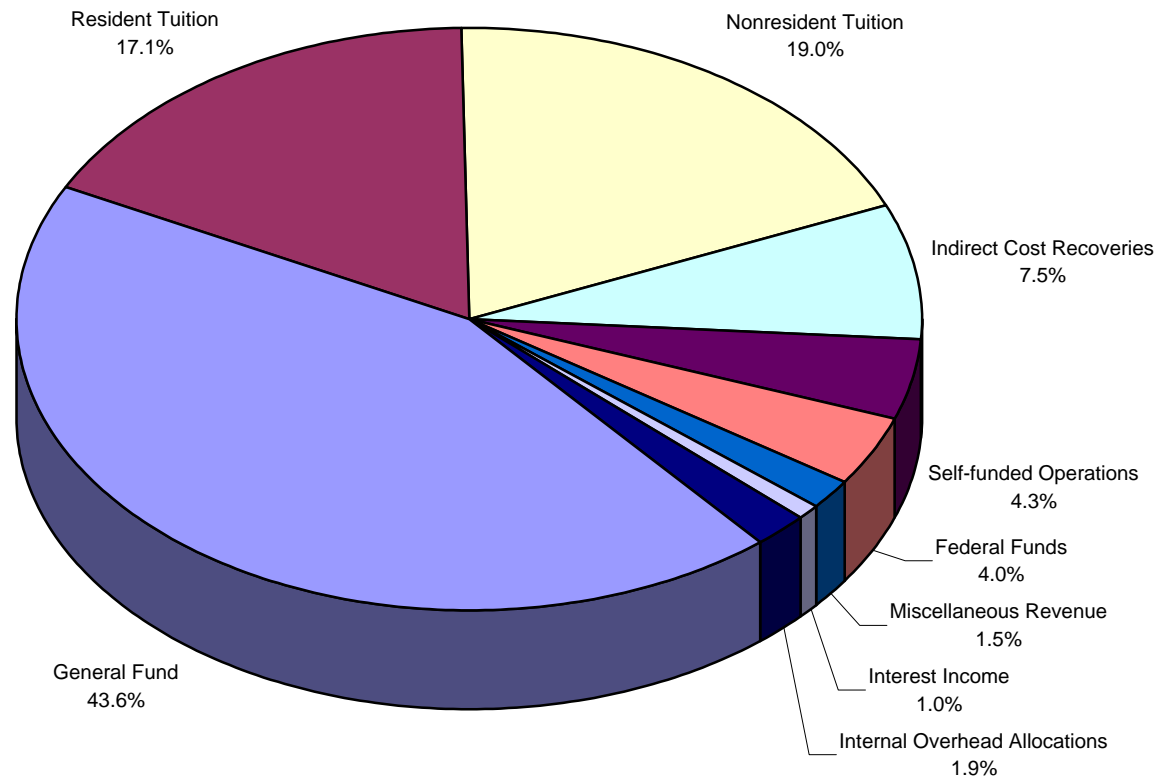
# CSU 2001-02 Budgeted Expenditures



**Total CSU Expenditure Budget = \$547,303,831**

NOTE: Figures may not add to 100.0% because of rounding.

## CSU Education & General 2001-02 Budgeted Revenue\*

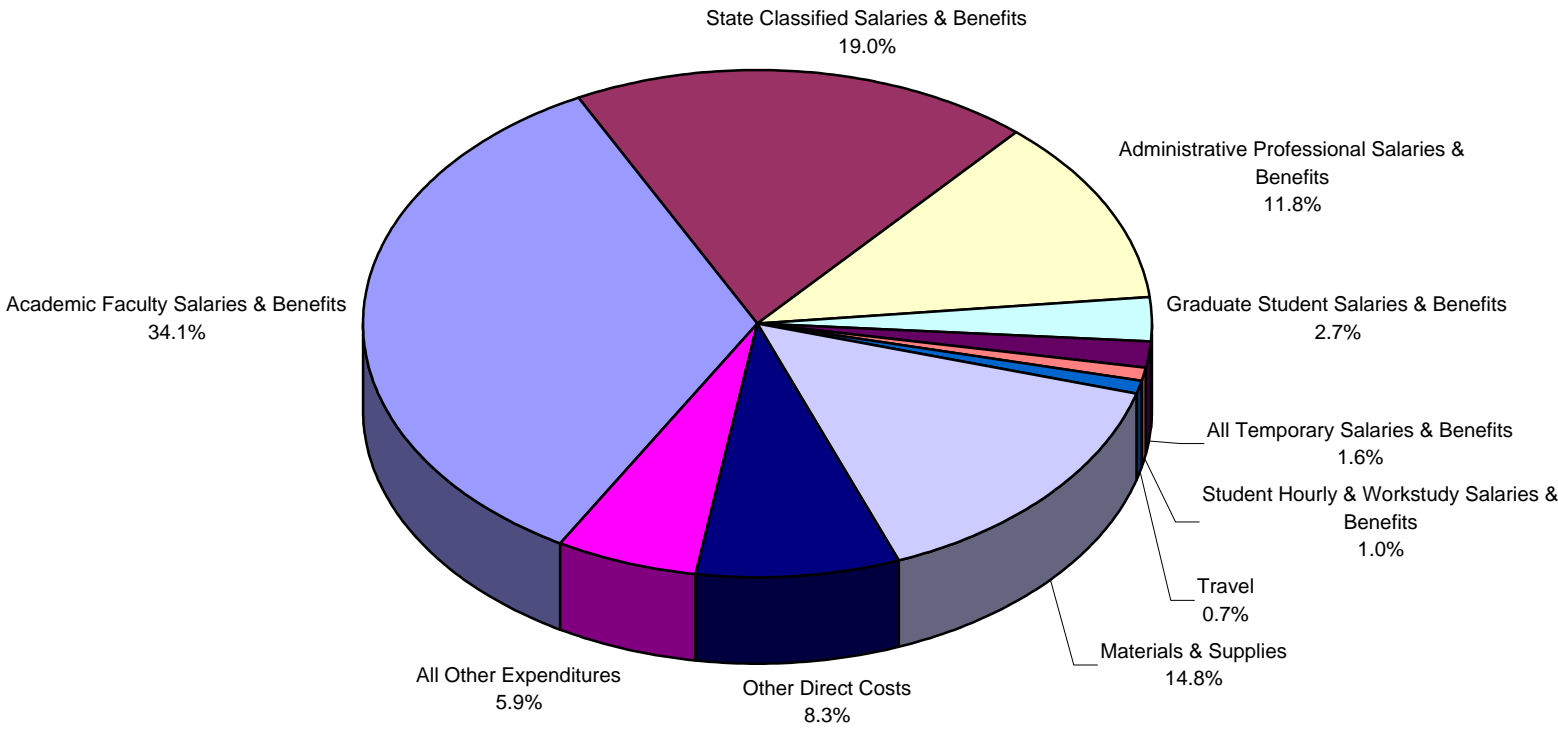


**Total E&G Budget = \$284,096,951**

\*Includes PVM & CSU Agencies. Does not include Course Fees or Technology Charges.

NOTE: Figures may not add to 100.0% because of rounding.

# CSU Education & General 2001-02 Budgeted Expenditures\*

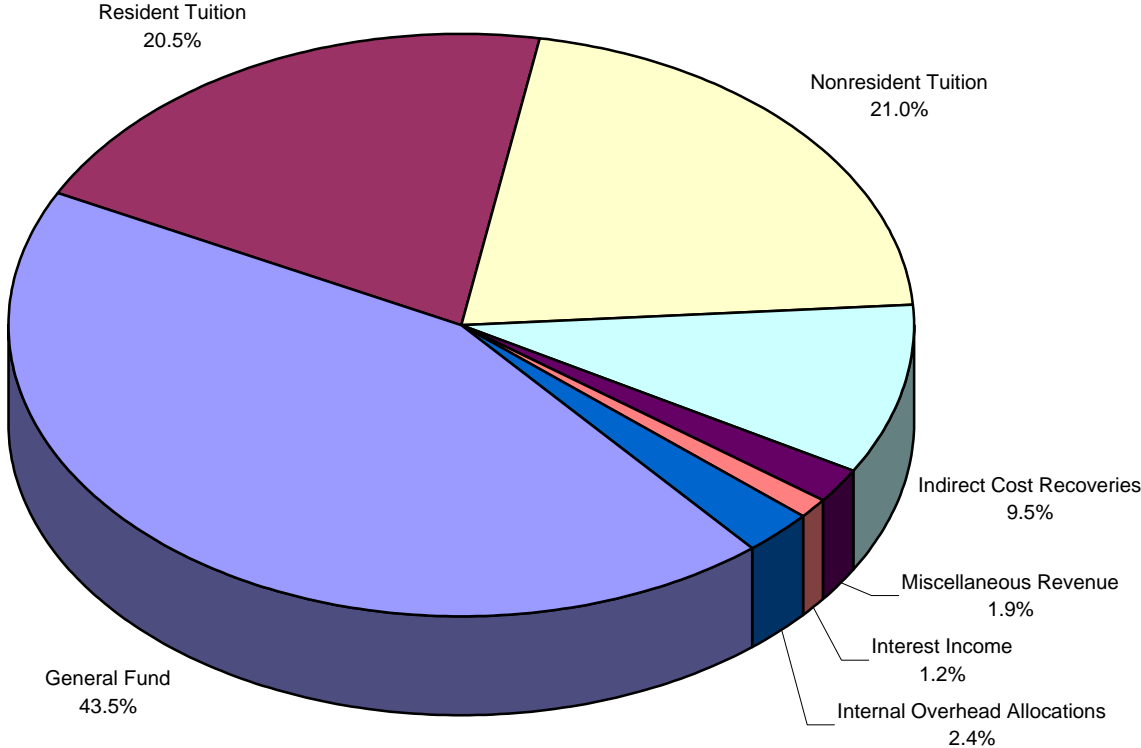


**Total E&G Budget = \$284,096,951**

\*Includes PVM and CSU Agencies. Excludes expenditures for Course Fees and Technology Charges.

NOTE: Figures do not add to 100 percent because of rounding.

# CSU E&G Resident Instruction 2001-02 Budgeted Revenue\*

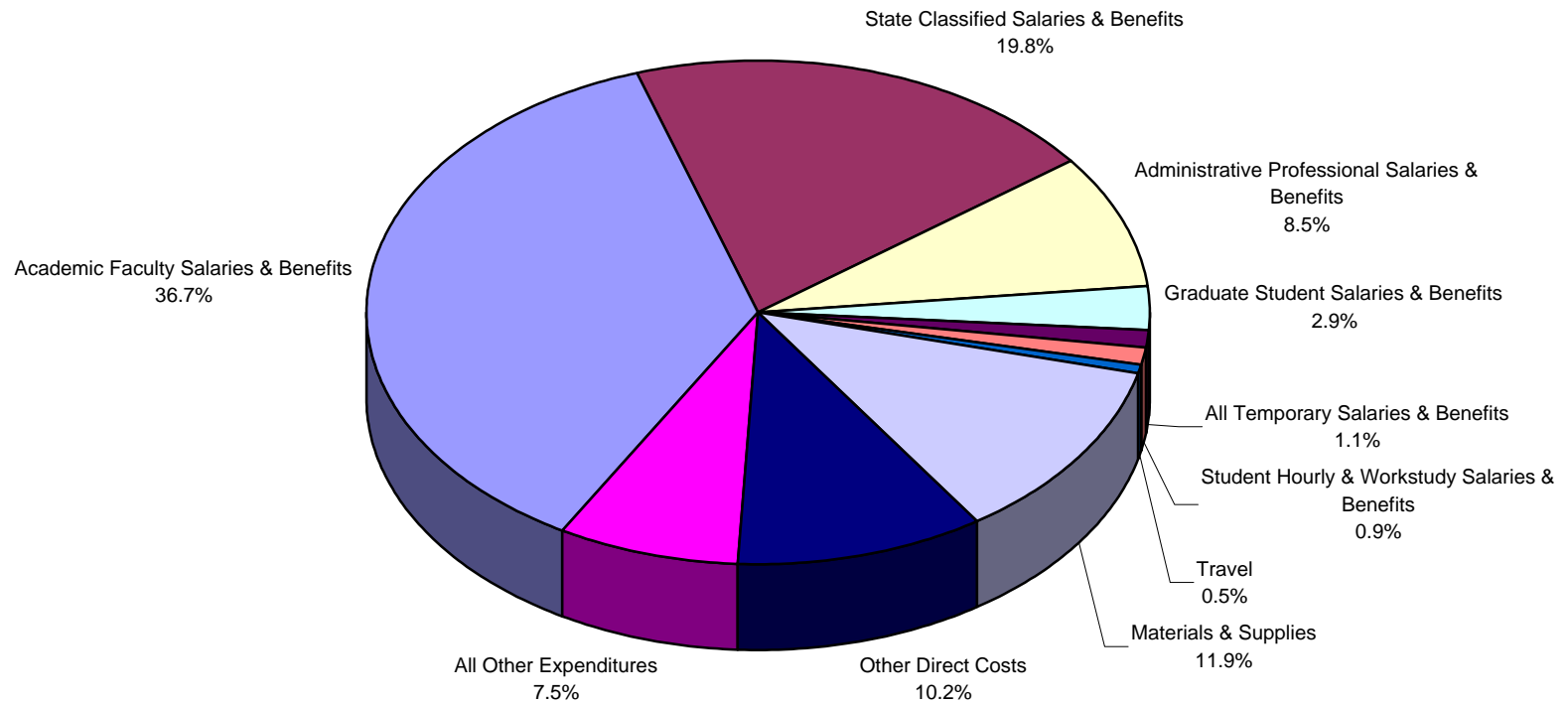


**Total E&G Budget = \$224,339,425**

\*13 & 16 funds only. Excludes PVM, CSU Agencies, and Course Fees/Technology Charges.

NOTE: Figures may not add to 100.0% because of rounding.

# CSU E&G Resident Instruction 2001-02 Budgeted Expenditures\*



**Total E&G Budget = \$224,339,425**

\*13 & 16 Funds only. Excludes PVM, CSU Agencies, and Course Fees/Technology Charges.

NOTE: Figures do not add to 100 percent because of rounding.

# Colorado State University

## 2001-02 Operating Budget Summary

### Total University

Revenues	General Funds	Tuition & Fees	Indirect Cost Recovery	Miscellaneous Revenue & Cash Operations	Federal Funds	Self-Funded Operations & Auxiliaries	Contracts, Grants, & Restricted Funds	Total
	State Appropriated <sup>1</sup>	123,643,842	105,944,200	21,398,000	20,527,475	11,328,500		590,000
Seedling Tree Nursery						1,379,912		1,379,912
Educational Outreach						14,032,600		14,032,600
General Operations						11,034,000		11,034,000
Student Organizations						3,494,000		3,494,000
Intercollegiate Athletics						9,779,500		9,779,500
Student Financial Assistance							8,159,000	8,159,000
Student Financial Aid							8,935,000	8,935,000
Sponsored Programs							139,206,148	139,206,148
Auxiliary Enterprises						67,851,654		67,851,654
<b>Total</b>	<u>123,643,842</u>	<u>105,944,200</u>	<u>21,398,000</u>	<u>20,527,475</u>	<u>11,328,500</u>	<u>107,571,666</u>	<u>156,890,148</u>	<u>547,303,831</u>

Expenditures	Salaries and Benefits		Travel	Operating Expenses	Utilities	Capital Outlay	Overhead Allocations	Cost of Sales	Interdept Credits	Debt Service & Facility Reserve	Total
	Professional	Support									
State Appropriated	141,964,017	59,225,356	1,943,568	73,730,839	8,466,810	4,429,546	(4,951,753)		(1,376,366)		283,432,017
Seedling Tree Nursery	65,267	307,646	7,000	645,433		241,778	112,788				1,379,912
Educational Outreach	1,202,822	1,114,498		9,414,127			2,689,353		(388,200)		14,032,600
General Operations <sup>2</sup>	2,273,874	991,570	177,129	4,847,470	405,073	78,000	1,295,884	972,000	(7,000)		11,034,000
Student Organizations	614,710	1,002,892	179,835	1,698,508	66,982	3,000	83,944		(155,871)		3,494,000
Intercollegiate Athletics	3,774,402	651,936	1,052,822	6,887,321		24,019			(2,611,000)		9,779,500
Student Financial Assistance <sup>3</sup>		1,655,000		6,504,000							8,159,000
Student Financial Aid <sup>3</sup>				8,935,000							8,935,000
Sponsored Programs	65,481,012	14,189,279	5,168,467	24,690,464		2,759,776	26,917,150				139,206,148
Auxiliary Enterprises <sup>4</sup>											
Operations	4,882,266	26,460,213	292,283	18,288,607	5,075,369	1,978,707	2,830,252	14,627,766	(12,803,910)		61,631,553
Debt Service										4,462,538	4,462,538
Facilities Reserve										1,757,563	1,757,563
<b>Total</b>	<u>220,258,370</u>	<u>105,598,390</u>	<u>8,821,104</u>	<u>155,641,769</u>	<u>14,014,234</u>	<u>9,514,826</u>	<u>28,977,618</u>	<u>15,599,766</u>	<u>(17,342,347)</u>	<u>6,220,101</u>	<u>547,303,831</u>

<sup>1</sup> Consolidated Education & General. Includes Resident Instruction, Professional Veterinary Medicine, Agricultural Experiment Station, Cooperative Extension Services, and the Colorado State Forest Service.

<sup>2</sup> Ending Fund Balance included in operating expense category for the FY01-02 Operating Budget Summary Totals.

<sup>3</sup> Expenditures for Student Financial Assistance and Aid are actually Financial Assistance and Workstudy Programs.

<sup>4</sup> Debt Service, Repair and Replacement and Working Capital details are included in the Auxiliary Enterprises.

For complete detail: <http://www.colostate.edu/Depts/OBIA/pdf/budmodel/obs0102.pdf>